

oval door blank

EMINENCE DOOR STYLE



EM01 Eminence



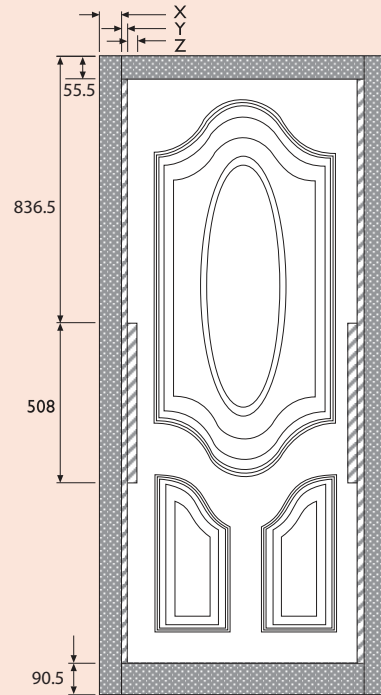


Manufactured from Thermoset GRP (Glass Reinforced Polyester), the doors are compression moulded to give a high-definition panel design with the characteristics of timber. The stiles and rails are composed of water-resistant polymer which is bonded to the skin and filled with an insulating core of 100% CFC-free Polyurethane.

22/12/2015 Version 003

oval door blank

EMINENCE DOOR STYLE

DOOR SPECIFICATIONS



Water Resistant Composites Reinforcement Wood

STRUCTURAL DIMENSIONS					TRIMABILITY		
Blank Size	A	X	Y	Z	Top	Sides (each)	Bottom
807 x 2013mm	101.85mm	55mm	35mm	-	40mm	40mm	70mm
887 x 2013mm	141.85mm	55mm	35mm	25mm	40mm	40mm	70mm

For maximum/minimum blank sizes - see Parameters Data Sheet

CASSETTE CONFIGURATION



22/12/2015 Version 003